






<b>Alerts</b>		An Alert will pop up to notify you of a problem with a user. Options are available at the bottom of the screen.
<b>Gadgets</b>		A gadget icon will appear when you can access information such as date/time ranges and monetary amounts. Click on the gadget icon to display the information.
<b>Glossaries</b>		A dashed line under a field of information indicates glossaries. Clicking on the line will bring up a box containing more information about the user or item.
<b>Platforms</b>		Platforms are hyperlinks that appear as raised boxes. Click on the box to display additional information/selections.
<b>Tabs</b>		Information about an item, user, or hold is displayed in tabbed folders. Click on the name of the folder to display the information.