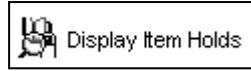


## Display Item Holds

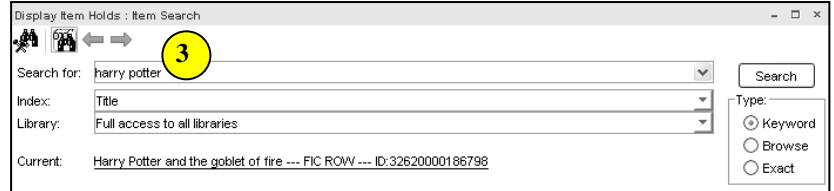
The Display Item Holds wizard guides you through the process of displaying a list of all holds placed on a title.

1. **Click** on Holds Maintenance Group.
2. **Click** on Display Item Holds.

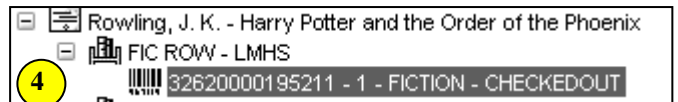


*Display Item Holds: Item Search* screen displays.

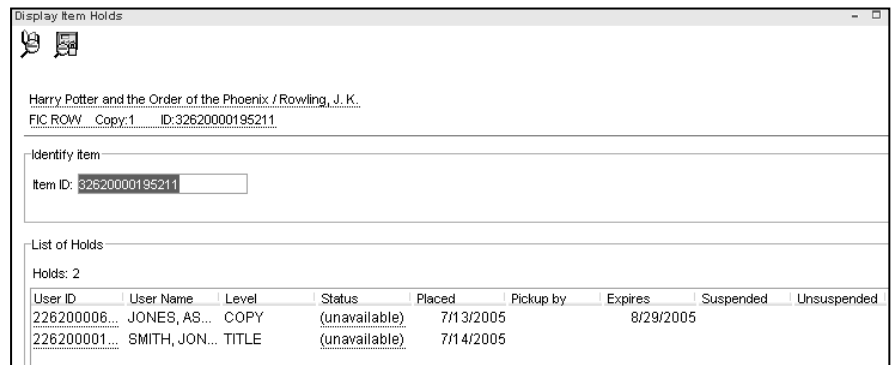
3. **Type** in the Search for: box the text for your search.



4. If a list displays, **select** your item and **Click** OK.

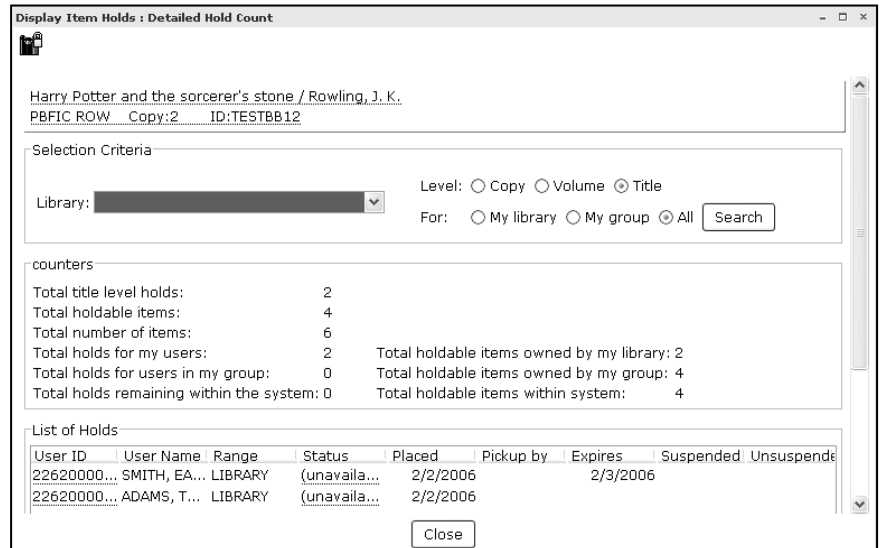


*Display Item Holds* screen displays.



**NOTE:** Click on the Detailed Hold Count helper to view counts of this title and current holds for your library or entire database.

5. After you have viewed holds placed on an item, you can **select** one of the following steps:



**NOTE:** For more detailed information or specific questions, use HELP wizard.