

- ▶ with the whole class
- ▶ in centers
- ▶ as suggested home reading
- ▶ as part of Ohio's Plan to Raise Literacy Achievement
- ▶ during independent reading time

How should I use BookFlix in my classroom?

▶ Introduce students to BookFlix in a whole class setting.

- Use an interactive white board or projector to show students how to open a browser to find BookFlix or how to locate your BookFlix bookmark.
- Talk about the different categories of books and what students might find in those categories.
- Demonstrate how to select a book and how to find the games and puzzles that go along with the books.
- Discuss appropriate behaviors or good habits for listening to reading.
- When the book is finished, review how to get back to the main page.
- Choose a student from the class to repeat/model the process.
- Continue to model the process yourself while showing BookFlix during snack time.



Students become independent in accessing BookFlix at school and at home.

▶ Mark the print books in your classroom library and your school library as books available in BookFlix.

- Download the BookFlix title list.
- Mark those books in your classroom library and school library with a special label or sticker.
- Encourage students to read the book on BookFlix and then read it again with your print copy.



Students practice mastering print concepts and e-reading concepts.

▶ Use BookFlix as a precursor to group/partner reading.

- Encourage students to watch and listen to a book on BookFlix as a class or individually.
- Distribute print copies of the BookFlix books to groups of students and encourage them to take turns reading to each other.
- Watch and listen to the book on BookFlix again as a class or individually.
- Pair students with a book buddy from a class at a higher grade level.
- Have students read the print copy of the BookFlix book to their older book buddy, asking questions or asking for help sounding out any words as they read.



Students become more confident readers and understand their reading abilities.

▶ Use BookFlix to make cross-curricular correlations.

- Use the science and social studies texts in BookFlix to supplement your curriculum or introduce a new science or social studies unit.
- For art, direct students to focus on the illustrations. Stop the story and discuss what they see.

- For music, direct students to focus on the music that accompany the video stories. For example:
 - ▶ Have students access and read *Snowflake Bentley* in BookFlix. The BookFlix videos use music and sounds, so have the students listen carefully to the sound in the eBook.
 - ▶ Tell students to describe how the music used in the video helps to communicate the feelings, moods, images, and meaning of the story.
 - ▶ Have students identify which instruments they hear in the first 2 minutes of the video (lots of piano and strings).
- Encourage intervention teachers to use BookFlix in their 1:1 and during classroom time.
- Ask students to discuss similarities and differences among the arts including connections between music and other curricular subjects. How do the story illustrations and animations work together with the music they hear? Have the students refer to specific moments in the video when the music, words, and images come together in powerful ways (5:42, for example).



Students understand that reading is important for all subjects.

▶ Use BookFlix books that correlate to the theme or unit you are teaching.

- Use BookFlix books that align with certain holidays (Martin Luther King Jr. Day) and activities (fire safety or weather).
- Use BookFlix to introduce a lesson. One user shared, "For example, we made a Power Point presentation using *Diary of a Spider* as a guideline. We watched the video on BookFlix first then discussed the assignment."
- Use BookFlix at the end of a theme or project to pull it all together. Introduce the nonfiction book first as a lead-in to the topic and end the unit with the fiction story for fun.
- Use the websites found under Explore the Web in the menu for each fiction/nonfiction pair. Use the sites to supplement and enrich your lessons.



Students understand that there are books for all interests and on all topics.

▶ Make reading fun!

- Use BookFlix as a reward.
- Use BookFlix as a story-time treat.
- Use the BookFlix "movies" in place of other movies. Let students choose the BookFlix "movies" they want to watch.
- Use BookFlix during indoor recess.
- Encourage students to use BookFlix during free play time.
- Encourage students to play with the BookFlix puzzlers.






Students develop a love for reading.



Best Practices Guide

Supported by INFOhio

Quick Access Tip

-  Bookmark **BookFlix** on your school computers or mobile devices.
<https://www.infohio.org/resources/item/bookflix>
-  Create and print a QR code for **BookFlix** and post it in your classroom so that students with mobile devices have easy access.
-  Use Educator Tools to find **BookFlix** titles to use with students, select favorites, and email a list to share with grade level team members.

How are other teachers using BookFlix?

"I use BookFlix just as I would use any other book in my classroom but it allows us to mix it up and keeps students more engaged in the story."

- Use the activities (puzzlers and websites) that go with the paired books.
- Use the lesson guides available to educators within BookFlix.



"They are easily modified to the grade level I am working with."

- Encourage students to keep a reading response journal and include an entry on what they read during their BookFlix reading time. Use the journal to monitor their comprehension and connection to what they have read.
- Encourage students to re-read/listen to their books on BookFlix to help build background knowledge.



"Our second grade teacher uses BookFlix in the computer lab to let students read books on BookFlix."

- Use BookFlix to compare and contrast fiction/nonfiction books.
- While reading a BookFlix book together, stop the reading to discuss ideas or compare the written book versus the digital book.
- Provide students with writing prompts for a BookFlix book. After reading the story on BookFlix, students can write about what they learned or write their own story based on what they read.



"My students read a story about Johnny Appleseed, then responded to a writing prompt about the ways he showed good citizenship."

How can my students use BookFlix at home?



Download the BookFlix Parent Letter (also available in Spanish), explaining the benefits of BookFlix and how to access it. Letters are located in the Resources page.



Copy the letter and send it home with students or distribute it at open houses or parent-teacher conferences.



Customize the letter by adding your school's username and password and your name.

 SCHOLASTIC

INFOhio
OHIO'S PreK-12 DIGITAL LIBRARY

INFOhio is Optimized by the Management Council

www.infohio.org